



GROMMET EDGING

MCG / MCGF
Metal Grommet

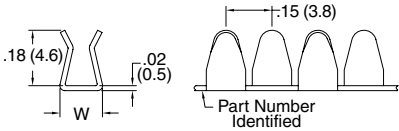



Figure 1

Specifications:

- Material: 304 Stainless Steel, coated with black nylon 11 & a cushion of TPE 60 Shore D UL94V-0 rating
- Temperature Rating: -40°F (-40°C) to 285°F (140°C)
- The MCGF is the more flexible of the two due to the design

Features:

- Dielectric Strength: 1000 volts @ 60Hz
- Locks onto panel with finger pressure
- Sold in 100 foot reels that can be cut to length using metal shears Item No. MCGS-1

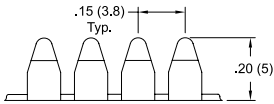
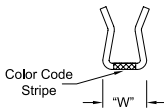


Figure 2



Item No.		Fits Panel Thickness		Width W		Color Coded		Roll Length	
Figure 1	Figure 2	Approval	In	mm	In	mm		Ft	
MCG-1N	—	✓	0.029 - 0.045	0.7 - 1.1	0.140	3.6	—	100	
MCG-2N	—	✓	0.044 - 0.056	1.1 - 1.4	0.140	3.6	—	100	
MCG-3N	—	✓	0.055 - 0.069	1.4 - 1.7	0.140	3.6	—	100	
MCG-4N	—	✓	0.069 - 0.090	1.7 - 2.3	0.180	4.6	—	100	
MCG-6N	—	✓	0.113 - 0.130	2.9 - 3.3	0.180	4.6	—	100	
—	MCGF-1N	✓	0.029 - 0.045	0.7 - 1.1	0.130	3.3	White	100	
—	MCGF-2N	✓	0.044 - 0.056	1.1 - 1.4	0.130	3.3	Pink	100	
—	MCGF-3N	✓	0.055 - 0.069	1.4 - 1.7	0.130	3.3	Yellow	100	

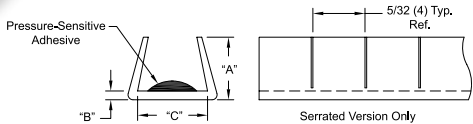
NGSG / SNGSG / PGSG / SPGSG Continuous Grommet Edging with Adhesive

Specifications:

- Material Options:
UL94 HB Nylon Temperature Rating: -40°F (-40°C) to 248°F (120°C)
PE: Temperature Rating: -40°F (-40°C) to 149°F (65°C)
- Color: See Table

Features:

- Adhesive provides self-retaining grip eliminating the need for epoxy
- Sizes 6, 7, and 8 are extra flexible
- Solid version is for straight edges
- Serrated version for round, square, and rectangular holes
- Polyethylene material is very flexible



Solid Profile Item No.		Serrated Profile Item No.		Material	Panel Thickness Range		A Ref.		B Ref.		C Ref.		Roll Length
Natural	Black	Natural	Black		In	mm	In	mm	In	mm	In	mm	
NGSG-2	—	SNGSG-2	SNGSG-2B	UL94 HB Nylon	0.037 - 0.071	0.9 - 1.8	0.172	4.4	0.031	0.8	0.109	2.8	100
NGSG-2.5	—	SNGSG-2.5	—	UL94 HB Nylon	0.072 - 0.105	1.8 - 2.7	0.172	4.4	0.031	0.8	0.109	2.8	100
NGSG-3	—	SNGSG-3	—	UL94 HB Nylon	0.106 - 0.164	2.7 - 4.2	0.188	4.8	0.047	1.2	0.156	4.0	100
PGSG-2	PGSG-2B	SPGSG-2	SPGSG-2B	Polyethylene	0.037 - 0.071	0.9 - 1.8	0.172	4.4	0.031	0.8	0.109	2.8	100
PGSG-6	PGSG-6B	SPGSG-6	—	Polyethylene	0.037 - 0.071	0.9 - 1.8	0.160	4.1	0.025	0.6	0.060	1.5	100
PGSG-2.5	PGSG-2.5B	SPGSG-2.5	SPGSG-2.5B	Polyethylene	0.072 - 0.105	1.8 - 2.7	0.172	4.4	0.031	0.8	0.109	2.8	100
PGSG-3	PGSG-3B	SPGSG-3	SPGSG-3B	Polyethylene	0.072 - 0.105	1.8 - 2.7	0.188	4.8	0.035	0.9	0.100	2.5	100
—	—	SPGSG-8	—	Polyethylene	0.106 - 0.164	2.7 - 4.2	0.188	4.8	0.047	1.2	0.156	4.0	100
—	—	—	—	Polyethylene	0.106 - 0.164	2.7 - 4.2	0.188	4.8	0.035	0.9	0.156	4.0	100


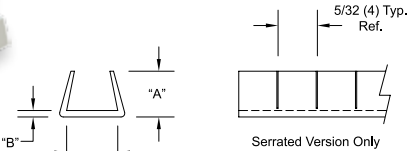

NGS / PGS / SNGS / SPGS Continuous Grommet Edging

Specifications:

- Material: See Table
- Color: See Table

Features:

- Solid version is for straight edges
- Serrated version for round, square, and rectangular holes
- Polyethylene material is very flexible



Solid Profile Item No.		Serrated Profile Item No.		Material	Panel Thickness Range		A Ref.		B Ref.		C Ref.		Roll Length
Natural	Black	Natural	Black		In	mm	In	mm	In	mm	In	mm	
NGS-1	—	SNGS-1	SNGS-1B	UL94 HB Nylon	0.026-0.036	0.7 - 0.9	0.125	3.2	0.031	0.8	0.031	0.8	100
NGS-2	—	SNGS-2	SNGS-2B	UL94 HB Nylon	0.037-0.071	0.9 - 1.8	0.172	4.4	0.031	0.8	0.109	2.8	100
—	—	SNGS-2.5	SNGS-2.5B	UL94 HB Nylon	0.072-0.105	1.8 - 2.7	0.172	4.4	0.031	0.8	0.109	2.8	100
—	—	SNGS-3	SNGS-3B	UL94 HB Nylon	0.106-0.164	2.7 - 4.2	0.188	4.8	0.047	1.2	0.156	4.0	100
—	—	SNGS-4	SNGS-4B	UL94 HB Nylon	0.164-0.187	4.2 - 4.7	0.188	4.8	0.047	1.2	0.188	4.8	100
—	—	SNGS-5	—	UL94 HB Nylon	0.188-0.250	4.8 - 6.4	0.188	4.8	0.047	1.2	0.250	6.4	100
PGS-1	PGS-1B	SPGS-1	—	Polyethylene	0.026-0.036	0.7 - 0.9	0.125	3.2	0.031	0.8	0.031	0.8	100
PGS-2	—	SPGS-2	—	Polyethylene	0.037-0.071	0.9 - 1.8	0.172	4.4	0.031	0.8	0.109	2.8	100
PGS-2.5	PGS-2.5B	SPGS-2.5	SPGS-2.5B	Polyethylene	0.072-0.105	1.8 - 2.7	0.172	4.4	0.031	0.8	0.109	2.8	100
PGS-3	—	SPGS-3	—	Polyethylene	0.106-0.164	2.7 - 4.2	0.188	4.8	0.047	1.2	0.156	4.0	100